

# SCIENCE ACTIVITY BOOK



NAME \_\_\_\_\_

# CYCLE OF A PLANT

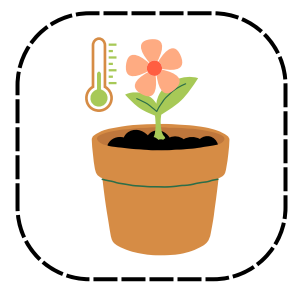



CUT OUT THE PICTURES BELOW AND PASTE THEM IN THE CORRECT ORDER TO  
SHOW THE CYCLE OF A PLANT.

FIRST, A SEED IS PLANTED IN SOIL.

NEXT, THE SEED STARTS TO GROW AND A  
SPROUT COMES OUT OF THE SOIL.

THEN, THE SPROUT GROWS INTO A PLANT  
WITH A FLOWER ON TOP.

LAST, THE FLOWER TURNS INTO A FRUIT OR SEED  
POD THAT CONTAINS NEW SEEDS FOR NEW PLANTS  
TO GROW.



To make a rainbow

you need:


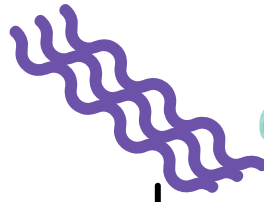
- raindrops
- sunlight
- refraction: that's

when the light bends

# MAKE A RAINBOW

## SCISSORS SKILLS

Carefully practice your scissors skill by cutting from the bottom to make a rainbow.



# FROG LIFE CYCLE

Write the correct order of the frog's life cycle.




Tadpole: The eggs hatch into tadpoles, which are aquatic and have gills for breathing underwater.



Egg: A frog's life cycle starts with eggs laid in water, usually in clusters.




Froglet: As tadpoles grow, they develop legs and lungs, gradually transforming into froglets.



Adult Frog: The froglet leaves the water and becomes a fully developed adult frog, capable of living both on land and in water.

# BUTTERFLY LIFE CYCLE SPELLING

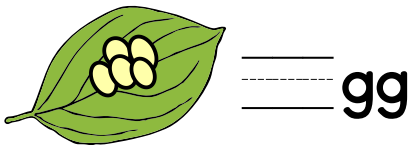


NAME: \_\_\_\_\_

DATE: \_\_\_\_\_

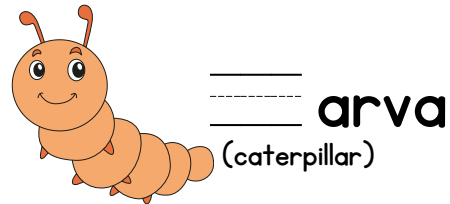
WRITE THE CORRECT LETTER THAT HAS THE BEGINNING SOUND OF EACH WORD.

The life cycle of a butterfly begins as an egg, laid on a plant by an adult butterfly.



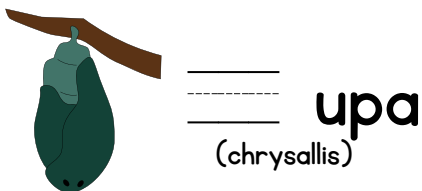
l e m

The egg hatches into a larva or caterpillar. The caterpillar eats and grows rapidly during this stage.



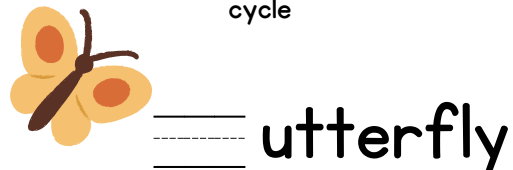
d g l

The caterpillar forms a chrysalis or pupa, where it undergoes metamorphosis or transformation.



h b p

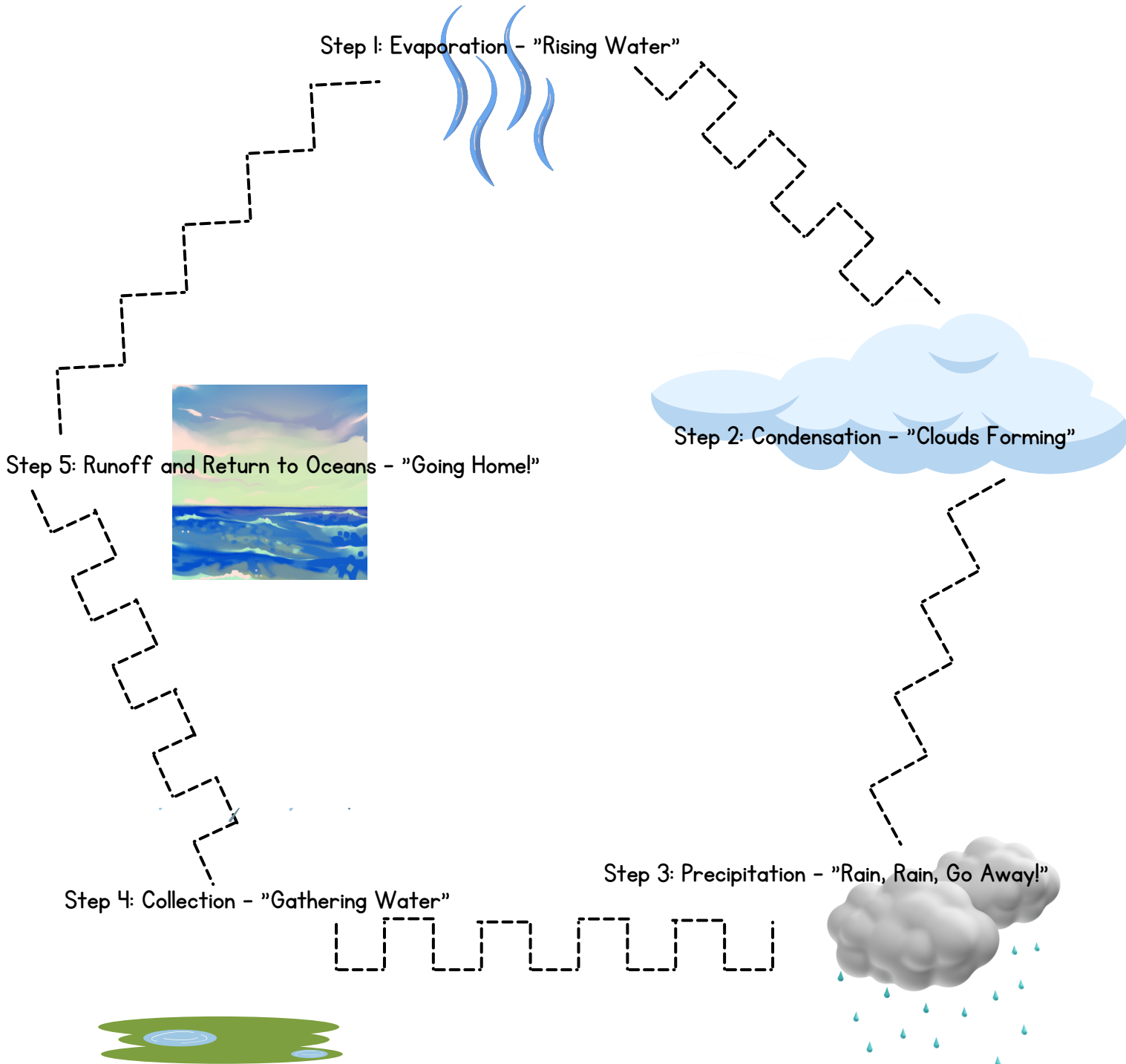
Inside the chrysalis, the caterpillar undergoes changes and eventually emerges as an adult butterfly, completing the life cycle



b l s
















# WATER CYCLE PRE-WRITING


Let's get through the water cycle by tracing the dotted lines.



# OK, SCIENTIST WHAT COMES NEXT?



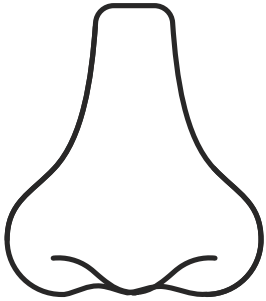
Color, cut & paste the item below to complete the cycle on the left.



# SENSE COLOURING

Color the sense organ and match it to its correct sense function.



TOUCH


SMELL

TASTE



SIGHT

HEARING


# SPACE MAZE PUZZLE



Help the astronaut to find the way  
through to the spaceship.



# IN SPACE, I CAN SEE THE PLANETS




Color the planets below.


Saturn



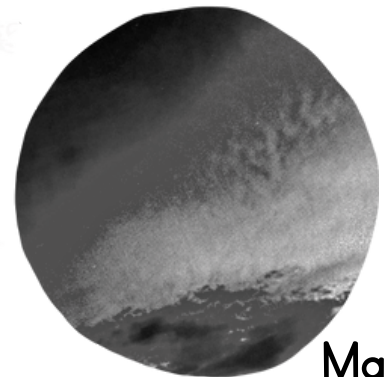

Neptune



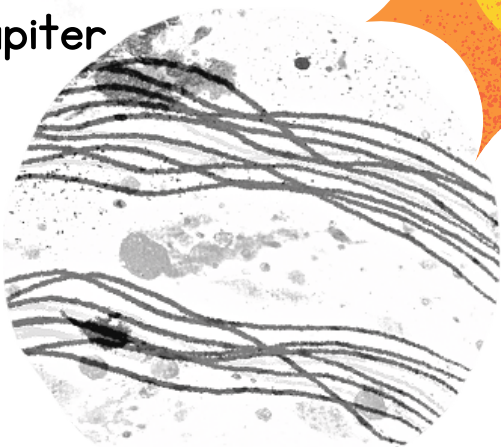
Mercury



Earth



Jupiter



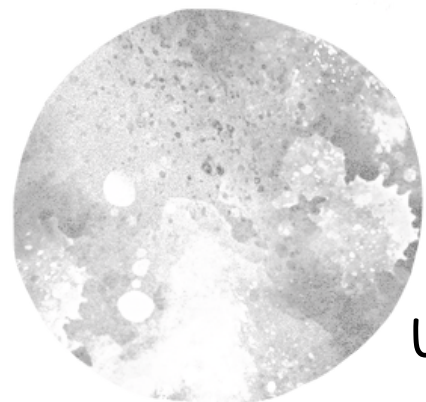
Mars



Venus




Uranus



# IN SPRING, I CAN SEE...

Circle the picture that shows the right season.







# IN SUMMER, THIS IS WHAT I CAN DO

Circle the picture that shows what you can do during the summertime.



# IN FALL, THE LEAVES CHANGE COLOUR

Color the leaves red, orange, yellow and brown.



# IN WINTER, I CAN BUILD A SNOWMAN

Color the picture below.

